




Your supplier of sun protection systems



## RS Smart Built in

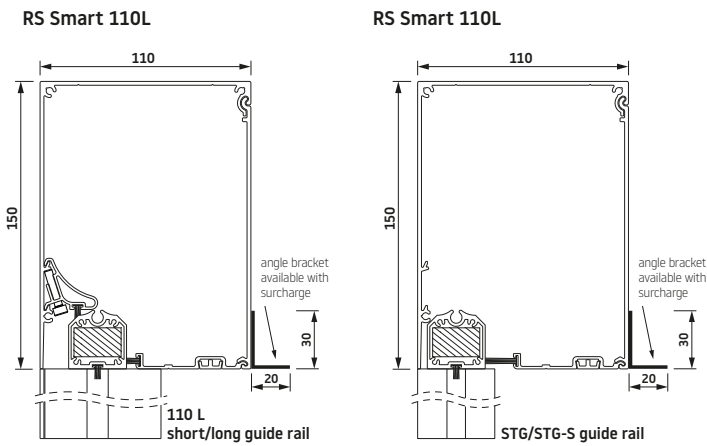


Smart 110L is mainly designed for new and renovated buildings. This new concealable system is robust, aesthetic and can be assembled quickly. The additional mounting brackets allow it to fit into any recess.

The replacement of service components and fabric is very simple thanks to the bottom access to the box and a innovative tube mounting system.

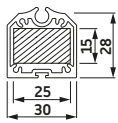


## RS Smart 110L Built-in

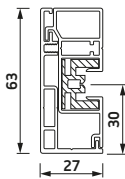


### end slat

#### 110L

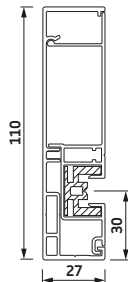


#### 110L short

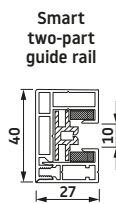


### guide rails

#### 110L long



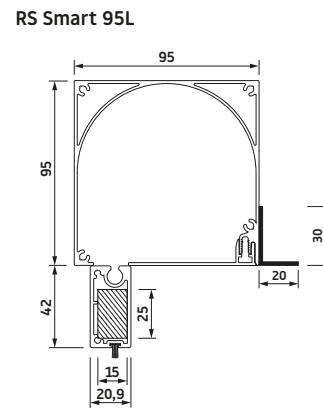
#### STG-S



	Maximum width (cm)	height (cm)	area (m <sup>2</sup> )
<b>RS Smart 110L</b>	450	450	20,2

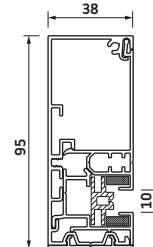
Only motor operation is possible in RS Smart

## RS Smart 95L Built-in



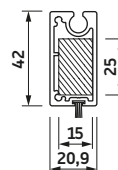
### guide rails

#### 95L long



### end slat


#### 95L



	Maximum width (cm)	height (cm)	area (m <sup>2</sup> )
<b>RS Smart 95L</b>	340	330	11,0

Only motor operation is possible in RS Smart

## Standard casing colours RS Smart 110L



## Standard casing colours RS Smart 95L

